




2023

NINJA® 400



-  PEARL BLIZZARD WHITE/METALLIC MATTE CARBON GRAY
-  METALLIC CARBON GRAY/METALLIC MATTE CARBON GRAY
-  METALLIC MAGNETIC DARK GRAY/
METALLIC MATTE TWILIGHT BLUE



POWER		Rear Tire	150/60-17
Engine	4-stroke, Parallel Twin, DOHC, liquid-cooled	Front Brakes	Single 310mm semi-floating petal-type disc with 2-piston calipers (and ABS)
Displacement	399cc	Rear Brakes	Single 220mm petal-type disc with single-piston caliper (and ABS)
Bore x Stroke	70.0 x 51.8mm	DETAILS	
Compression Ratio	11.5:1	Frame Type	Trellis, high-tensile steel
Fuel System	DFI® with dual 32mm throttle bodies	Rake/Trail	24.7° /3.6 in.
Ignition	TCBI w/digital advance	Overall Length	78.3 in
Transmission	6-speed	Overall Width	28.0 in
Final Drive	Sealed chain	Overall Height	44.1 in
Electronic Rider Aids	ABS	Ground Clearance	5.5 in
PERFORMANCE		Seat Height	30.9 in
Front Suspension / Wheel Travel	41mm hydraulic telescopic fork/4.7 in	Curb Weight	Non-ABS: 361.6 lb / ABS: xx lb 366.0 lb*
Rear Suspension / Wheel Travel	Horizontal back-link with adjustable spring preload/5.1 in	Fuel Capacity	3.7 gal
Front Tire	110/70-17	Wheelbase	53.9 in
		Color Choices	Lime Green/Ebony
		Warranty	12 Month Limited Warranty

Scan with camera to view videos, key features and more.



*Curb weight includes all necessary materials and fluids to operate correctly, full tank of fuel (more than 90 percent capacity) and tool kit (if supplied). KAWASAKI CARES: Read Owner's Manual and all on-product warnings. Always wear a helmet, eye protection and proper apparel. Never ride under the influence of drugs or alcohol. Adhere to the maintenance schedule in your Owner's Manual. ©2024 Kawasaki Motors Corp., U.S.A. Specifications subject to change. Visit [Kawasaki-la.com](https://www.kawasaki-usa.com) for full product details.